



M.i.C

Made in Corrientes



Gobierno
Provincial



Gobierno
Provincial

MADE IN CORRIENTES – ENGLISH BOOK 1

Cuaderno para el Aula de Inglés

Desarrollo de textos y actividades

Lic. Clarisa Godoy
Prof. Clavia Analía Córdoba
Prof. María Claudia Del Grosso
Prof. Roxana Mariel Proz
Prof. Alicia Raquel Villalba
Prof. Etel Itati Aguirre
Prof. Belkis María Aranda Ansermet
Prof. Fernando Matías Giménez
Prof. Iván Matías Zampedri
NSE. Prof. María Sofía Lorenzo
NSE. Edith Alejandra Lencina Malgor

Coordinación del proyecto

Lic. Clarisa Godoy
Prof. Clavia Analía Córdoba

Corrección

Prof. Anabel de los Ángeles Córdoba

Lectura crítica y corrección

Lic. Clarisa Godoy
Prof. Clavia Analía Córdoba

Ilustraciones

Luvio
luvio.com.ar

Diseño de tapas

María José Rodríguez Bertoni

Maquetación y diseño

María José Rodríguez Bertoni

Coordinación editorial

Belén Rodríguez Bertoni

Primera edición: abril de 2016
Tinta al Tiempo
Libro de Edición Argentina
Queda hecho el depósito que dispone la ley 11.723

Gobernador de la Provincia

Dr. Gustavo Adolfo Valdés

Ministra de Educación

Lic. Práxedes Ytatí López

Subsecretario de Gestión Educativa

Dr. Julio César de la Cruz Navias

Subsecretario de Gestión Administrativa

C.P Mauro Andrés Rinaldi

Subsecretario de Infraestructura Escolar

Ing. Emilio Marcelo Breard

Subsecretaría de Contenidos Audiovisuales

Lic. María Paula Buontempo

Secretaría General

Dra. Pabla Muzzachiodi

Director de Planeamiento e Investigación Educativa

Lic. Julio Fernando Simonit

Coordinadora de Educación Intercultural Bilingüe

Lic. Mirta Clarisa Godoy

Ministerio de Educación de la Provincia de Corrientes. Coordinación de Educación Intercultural Bilingüe
Made in Corrientes : English Book 1 / ilustrado por Luvio Cartoon. - 1a ed. - Corrientes : Ministerio de Educación de la Provincia de Corrientes, 2022.
Libro digital, PDF

Archivo Digital: descarga y online
ISBN 978-987-8261-05-8

1. Inglés para Niños. 2. Enseñanza de Lenguas Extranjeras. I. Luvio Cartoon, ilus. II. Título.
CDD 428.0071

Ninguna parte de este libro puede ser reproducida, traducida o apropiada de ninguna forma y por ningún medio (incluido electrónico, mecánico u otro, como ser fotocopia, grabación o cualquier sistema de almacenamiento o reproducción de información) sin el permiso por escrito del editor.



CORRIENTES

Dirección de Proyecto
Dirección de Educación Intercultural Bilingüe
Lic. Mirta Clarisa Godoy

Coordinación de Proyecto
Dirección de Educación Intercultural Bilingüe
Prof. Clavia Analía Córdoba

Dirección de Planeamiento e Investigación Educativa
Prof. Natalia Gabriela Lencina
Lic. Aurora Emilce Pino

Dirección de Enseñanza Privada
Supervisora Mirta Dominguez

Consejo General de Educación
Prof. Ramona Yolanda Montiel
Supervisora Nilda Beatríz Sena

Profesores de Inglés
Prof. Etel Itati Aguirre
Prof. Belkis María Aranda Ansermet
Prof. Clavia Analía Córdoba
Prof. María Claudia Del Grosso
Prof. Fernando Matías Giménez
Lic. Mirta Clarisa Godoy
Prof. María Sofía Lorenzo
Prof. Roxana Mariel Proz
Prof. Alicia Raquel Villalba
Prof. Iván Matías Zampedri

Neuropsicoeducadoras
NSE. Prof. María Sofía Lorenzo
NSE. Edith Alejandra Lencina Malgor

Prólogo

La enseñanza de una lengua extranjera, como el inglés, en las escuelas primarias de nuestra provincia representa un gran desafío, dado nuestro contexto lingüístico.

A menudo, los libros de inglés están contextualizados en países de habla inglesa e intentan reflejar la cultura de los países anglosajones. Sin embargo, este libro, **Made in Corrientes – English Book Level 1 (MiC 1)** es completamente diferente ya que toma a Corrientes, sus costumbres y su cultura como punto de partida. Es una publicación pensada y elaborada en su totalidad por docentes correntinos en ejercicio.

Sus personajes, Santi y Andy, junto a sus familiares y amigos, y en especial, junto a Tincho, el Carpincho, acompañarán a nuestros estudiantes en este proceso de aprendizaje de la lengua extranjera. A través de actividades entretenidas, basadas en el Diseño Curricular Jurisdiccional y cuidadosamente diseñadas según los conceptos de las teorías de inteligencias múltiples, la inteligencia emocional, y las neurociencias, los estudiantes correntinos podrán aprender inglés a la vez que desarrollarán distintas habilidades cognitivas.

MiC - English Book Level 1 surge como respuesta a la necesidad de contar con recursos adaptados a la realidad de nuestras aulas. Ser docente no es un trabajo fácil, ya que se necesita mucho más que conocimiento, son necesarios el compromiso y la convicción. El docente comprometido es aquel que continuamente se perfecciona, innova, investiga y comparte ideas con otros colegas para mejorar sus prácticas áulicas.

MiC 1 es un libro que refleja el compromiso de nuestros docentes para con la educación que nuestros estudiantes necesitan para ser ciudadanos competentes en este siglo XXI. Desde el Ministerio de Educación estamos convencidos de que todo el esfuerzo se traducirá en la construcción de una educación de calidad e inclusiva que colabore con el desarrollo integral de todos los ciudadanos correntinos.

**Ministerio de Educación
Provincia de Corrientes**

Summary

1

My Personal World

Greetings. Personal Introduction. Classroom Language. Instructions. The school. Classroom objects. Numbers from 1 to 20. Colours. Feelings. The family.

2

My Social Life

Sports and hobbies. Food. Likes and dislikes.

3

The World Around Us

The city. Places in the city. Location in a map.

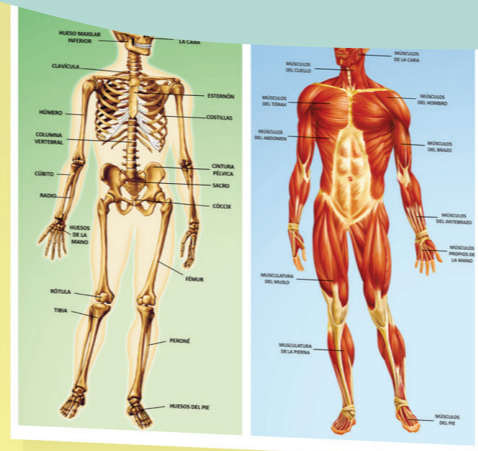
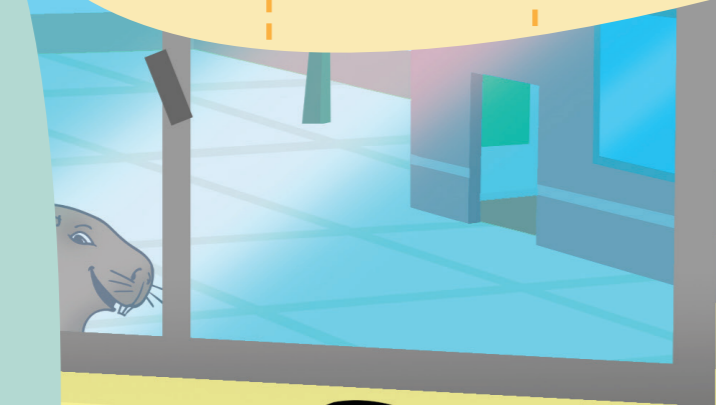




Scan here for the audio files

Welcome


START

3




Buen día chicos!
Quiero presentarles
a su nuevo compañero.
Él es Andy y viene de
Estados Unidos.

1



FINISH

4




1

At school



1. Look and read.



2. Look and match.



○ Santi

○ Arizona, U.S.A.



○ Andy


○ Corrientes, Argentina




3. Complete.

Where are they from?

- Santiago is from
- Andy

4. Listen and sing the Hello Song. 

5. Complete with your personal information.



Hello, My name's Andy! I am from Arizona, USA. This is my first day at school in Corrientes. I am very happy!

Hello,
My name is
I'm from



6. Put the words in order.

is your What ? name

1.

you Where ? are from

2.

you are old How ?

3.

7. Role play.


Imagine you are from another province or country. Complete the chart and ask questions to your partners.

YOU
Name
.....
From
.....

your partner
Name
.....
From
.....

In the Classroom

1. Look and read.



Look! These are my classmates! They are all from Corrientes!



2. Match.


How are they today?

- Santi
- Andy
- Martín
- María



- Happy
- Sad
- Nervous
- Shy

3. How are **You** today? Tick and write.



I am

4. **CHANT!** How are you today?

I feel

I feel

I feel

What about you ?


5. Read and draw.




Happy



Shy



Nervous



Sad

6. Read and complete.


At school:

- a. My friends make me feel
- b. The teacher makes me feel
- c. The break makes me feel
- d. The lesson makes me feel
- e. The exam makes me feel

My Classroom



1. Read.



2. Roleplay the dialogue with your partner.




How do you say this in English?



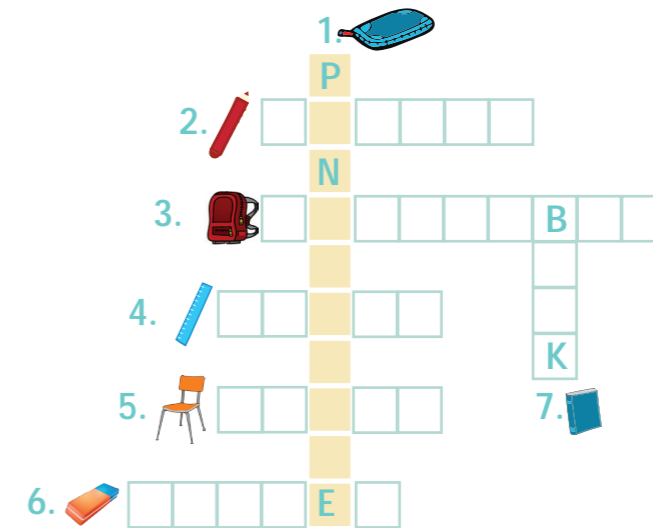
3. Read and circle YES or NO

- 1. The schoolbag is red. YES NO
- 2. The ruler is yellow. YES NO
- 3. The table is brown. YES NO
- 4. The chair is green. YES NO
- 5. The rubber is orange. YES NO

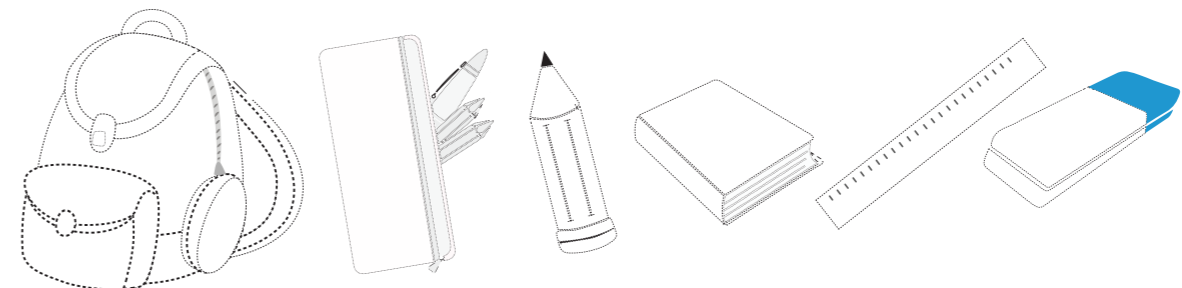
4. Look at the picture and number the classroom objects.



5. Complete the crossword with classroom objects.



6. Trace, listen and colour the objects.



7. Listen and sing.



What a MESS!

Tincho's favourite snack is chipá. He goes into the classroom looking for it.

1. Look and count the school objects.



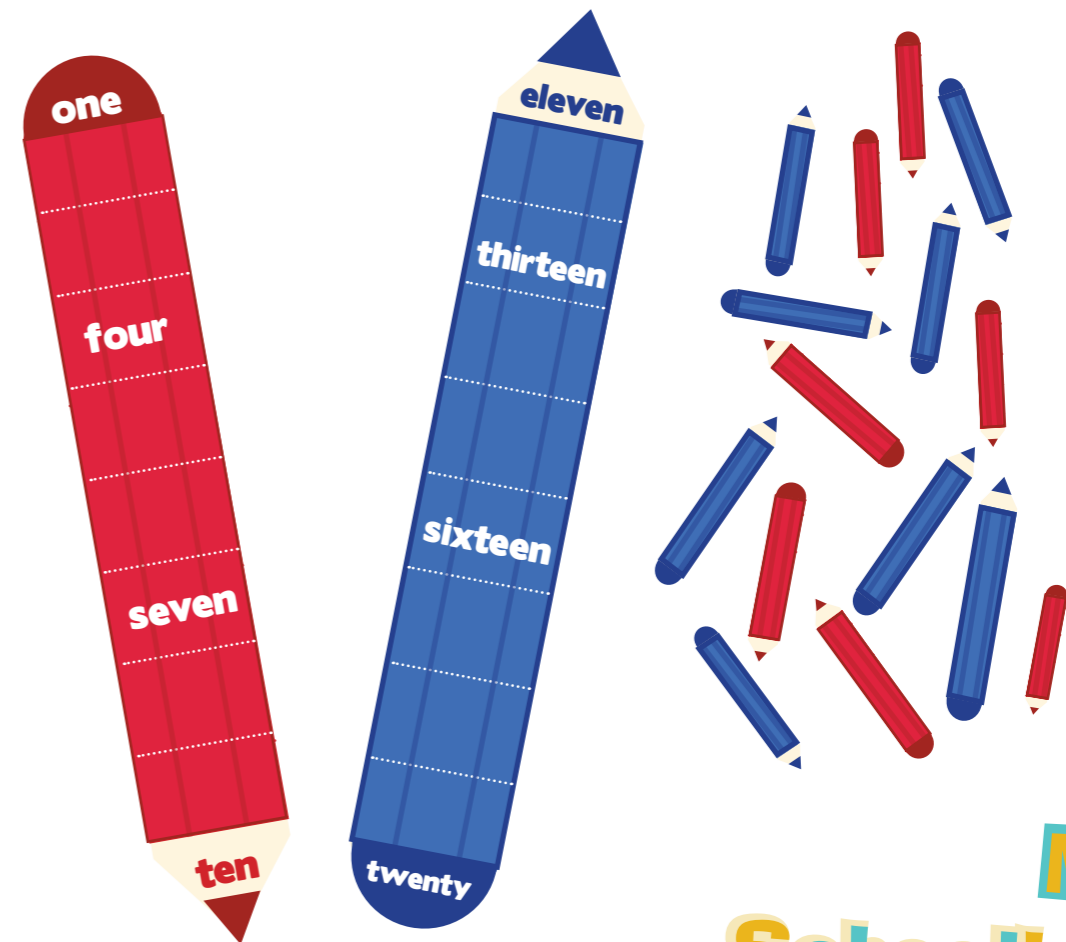
2. Listen and colour.

0 1 2 3 4 5 6 7 8 9 10

3. Trace the numbers 11 to 20.

ELEVEN TWELVE THIRTEEN FOURTEEN
 FIFTEEN SIXTEEN SEVENTEEN
 EIGHTEEN NINETEEN
 TWENTY

4. Complete the gaps and count the pencils.



My Schoolbag

5. Read and colour.



In my schoolbag I have got two blue pens, three black pencils, two red books and a ruler. I haven't got a rubber



My Family

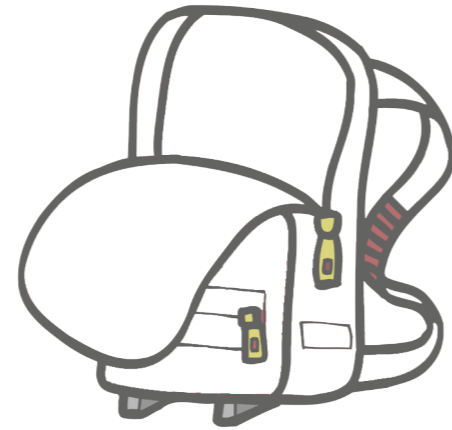
6. Now you! Draw and write!

In my schoolbag, I have got


.....

I haven't got

.....



7. Read about Andy again and complete the sentences.




8. Role play.



Make a list of your partner's objects

What objects are there in your school bag?



1. Read the story.



Santiago: Mum, where's my schoolbag?
Mum: I don't know, ask your father ... but here's your ruler.
Santiago: Thank you, mum.

Santiago: Dad, where's my bag?
Father: I don't know... but here's your marker.
Santiago: Thank you dad.


Santiago: Sis, where's my bag? Oh! you can't talk yet... but here's my pencil.

Mother: Look Santiago! There's your bag!
Santiago: Thanks Tincho. You are a good friend!

Oh no! I've lost my school things!
Where's my bag?
Let's look around....



2. Read the text and match the classroom objects to the picture of each family member



3. Listen and sing.



4. Listen and draw.



5. Look at Santiago's Family Photo Album and identify his family members.



1. _____
2. _____
3. _____
4. _____
5. _____

6. Read and complete the poem about María's family.

Mother Brother Sister

Maria has got a small family
 She has got a _____
 and a stepfather but she
 hasn't got a _____
 or a _____
 María is an only child.



7. Ask your partner about his/her family and tell the class.

My partner has got _____

Time to relax

8. Look at Tincho's family photo and circle the correct answer.

- a. Tincho has got / hasn't got a mother
- b. It has got / hasn't got a father
- c. It has got / hasn't got a sister
- d. It has got / hasn't got a brother



9. Read and put the letters in order.

This is my family photo. My **rethmo** is **lnés** and my **threaf** is **Pedro**. They are from Corrientes. I have got a **tersis**..... She is a baby. She is **Elena**. I haven't got a dog. I have got a capybara. It is **Tincho**.


10. Draw your family.



11. Write a description.

This is my family photo. My _____

Colour the MANDALA




My Social Life

START



FINISH



BASKETBALL MATCHES SCORE

10 •• 7

TACURU	50	YAGUARETÉ	20
ARANDÚ	80	ARAZATY	50
YACARÉ	100	PARANÁ	40
ÑARÓ	70	MITRE	90



2

At the Club

Martin and Andy are at the Club. There, you can do different sports. You can play basketball, volleyball, rugby and football. You can do gymnastics, yoga and taekwondo. Andy loves taekwondo.



1. Read.

Andy: Martin, "Can you do taekwondo?"

Martin: Yes, I can.

Andy: What about football? Can you play football?

Martin: Yes! It's my favourite sport! I love it! What about you?

Andy: No, I can't, but I can skate. Can you skate?

Martin: Yes, I can. Let's go skating.

2. Read and tick.

Sport	Martin	Andy
Basketball		
Volleyball		
Skating		
Tennis		
Taekwondo		
Rugby		
Yoga		
Football		

3. Look and circle.

- María CAN / CAN'T play football.
- She CAN / CAN'T play tennis.
- She CAN / CAN'T play rugby.
- She CAN / CAN'T do yoga



4. Look and write about Tincho.

- Tincho can run but it can't ride a bike.
- Tincho
-
-



5. What about you?

- I can
- I can't
-
-



Playing

Andy and Santi are playing video games.



1. Read.

This is Danny Sanchez's profile. He is Andy's favourite football player.

FOOTBALL

NAME: DANNY SANCHEZ
AGE: 20
COUNTRY: MEXICO
I LIKE: PASTA, CARROTS, WATER
I DON'T LIKE: HAMBURGERS, CHOCOLATE, ONIONS
I CAN: PLAY TENNIS, DO KARATE
I CAN'T: PLAY RUGBY

2. Complete.

At school, the teacher of English asks the students to complete a famous person's profile. Help Andy and Santi to complete Danny Sanchez's profile. Use the information from the chart

Hi! My name is Danny Sanchez. I am years old.

I am from

I like, and

I don't like, or

I can and, but I can't


3. Write your profile.

Yummy Yummy!

Food for my tummy!


1. Read the dialogue.

Let's visit my friend Martin.

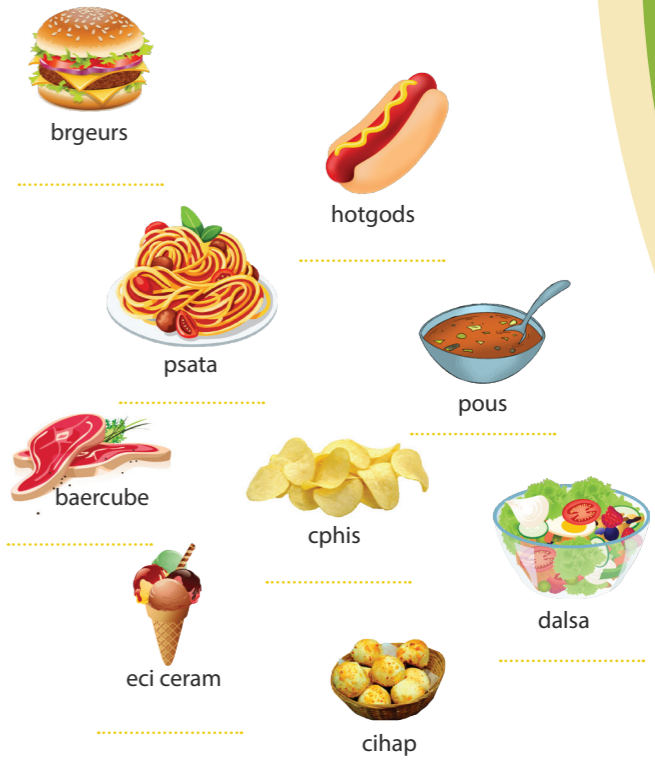


2. Circle the correct option.

- Martin, Santiago and Andy like **chipa** / pizza.
- Santiago and Andy go to visit **Martín** / María
- Grannie** / Dad is making chipa.
- They are at Martin's **house** / school
- Chipa is **horrible** / delicious!



3. Look and order.



4. Read and write.

- I like
- I like cheese. I like and chips
- Do you like? Yes, I do.
- Do you like?
- Yes, I do, but I don't like pasta or?
- Do you like barbecue?
- No, I don't, but I like chipas and too.



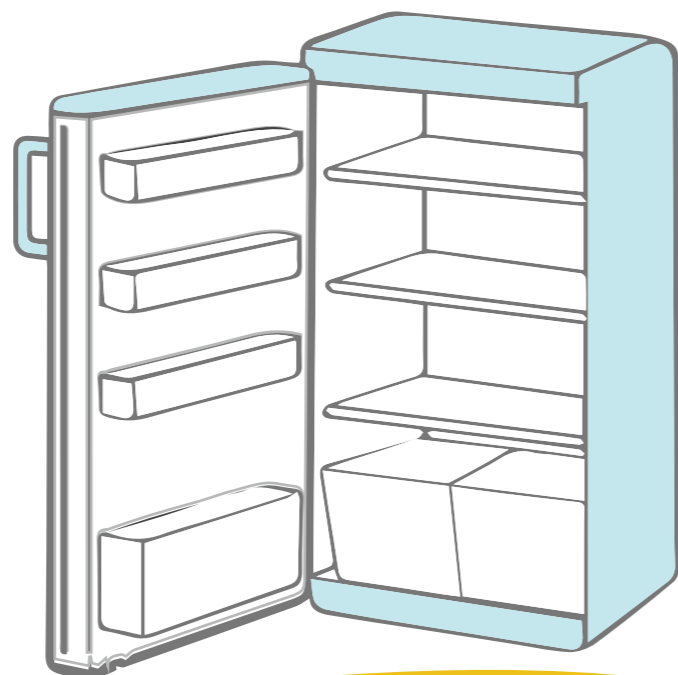
5. Listen and circle.

- a. María likes / doesn't like cereals for breakfast.
- b. Andy likes / doesn't like eggs and bacon for breakfast.
- c. Santi likes / doesn't like coffee for breakfast.
- d. Martin likes / doesn't like fruit.


6. Write and draw.

I like _____

I don't like _____



7. Look and complete.



- a. Tincho **likes** apples but it **doesn't like** pizza.
- b. Tincho _____ grass and water.
- c. Tincho _____ hamburguers or soup.
- d. Tincho _____ carrots but it _____ ice cream.

8. Complete the chart. Ask and answer.

Do you like.....? I like ✓ I don't like ✗

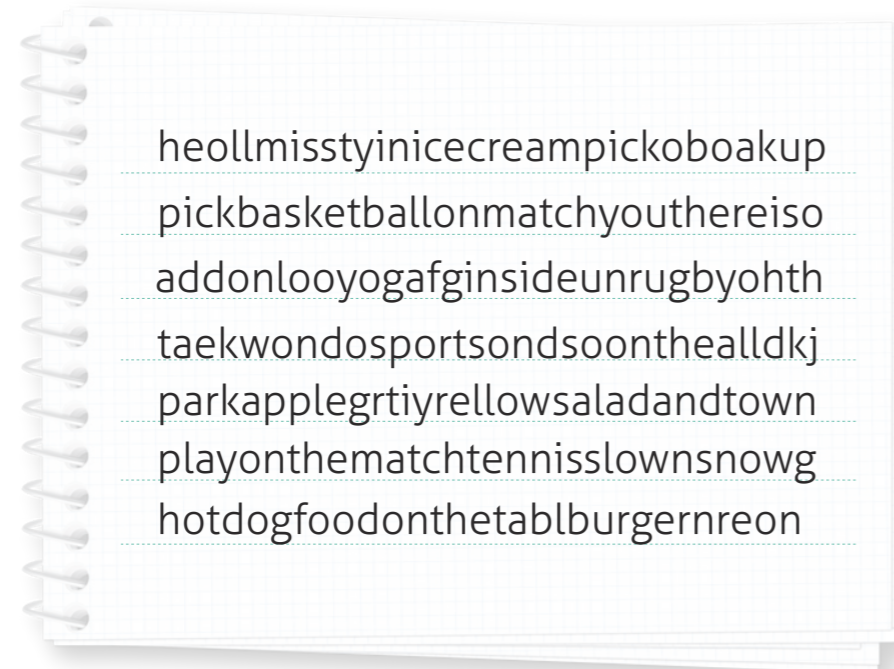
	YOU	your partner
	_____	_____
	_____	_____
	_____	_____
	_____	_____
	_____	_____

9. Tell your class about your partner.

My partner likes _____

Let's Play


1. Find the name of 10 food and sport items.



- Burger
- Apple
- Salad
- Hot dog
- Ice cream

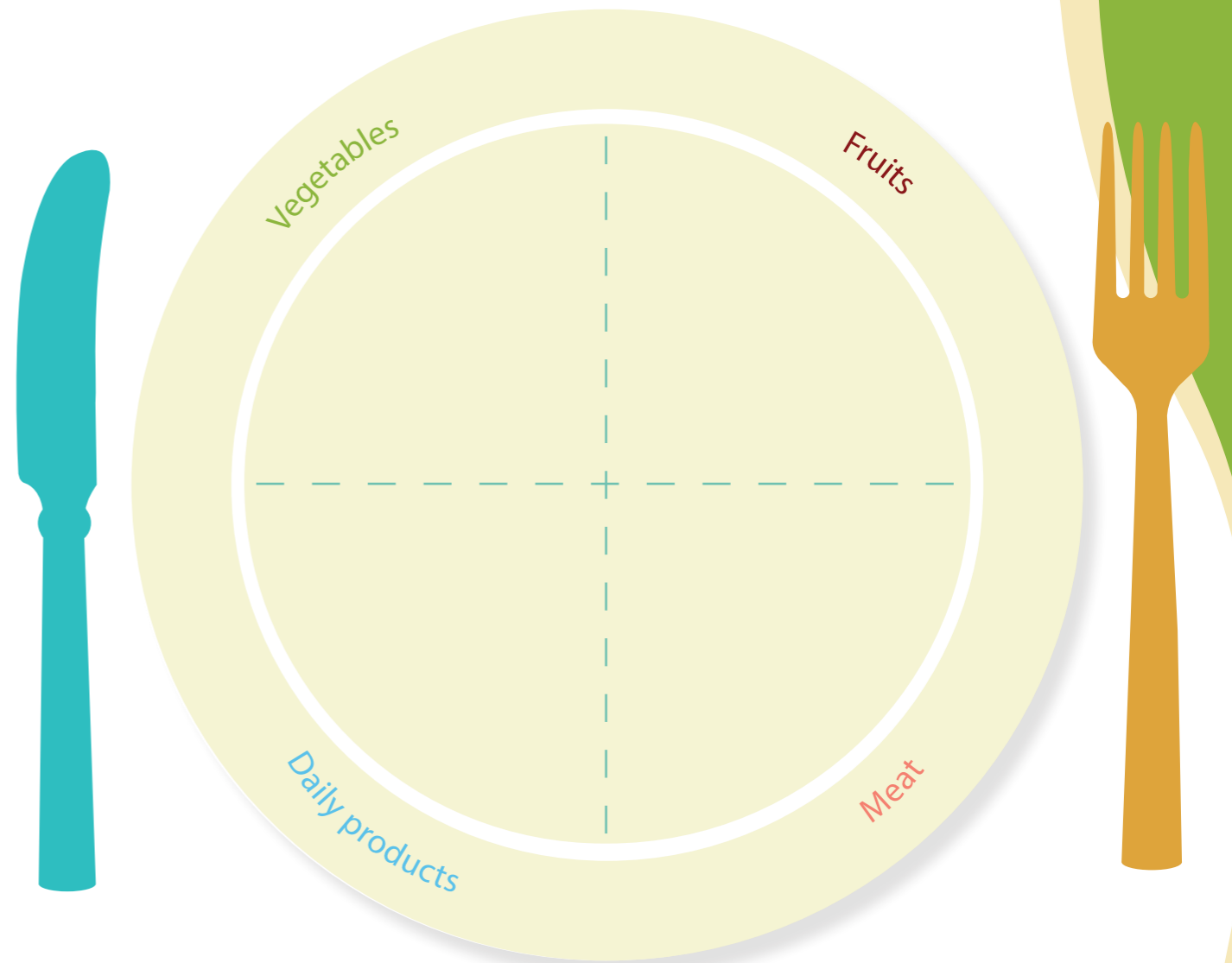
- Tennis
- Taekwondo
- Rugby
- Yoga
- Basketball

2. Help Tincho find the chipá.



Time to relax

Draw your favourite food.



The World around Us

START



CINEMA

MANUEL BELGRANO BRIDGE

Museum

Gas Station

SUPERMARKET

HOSPITAL

Club


HOTEL

FIRE STATION

POLICE STATION

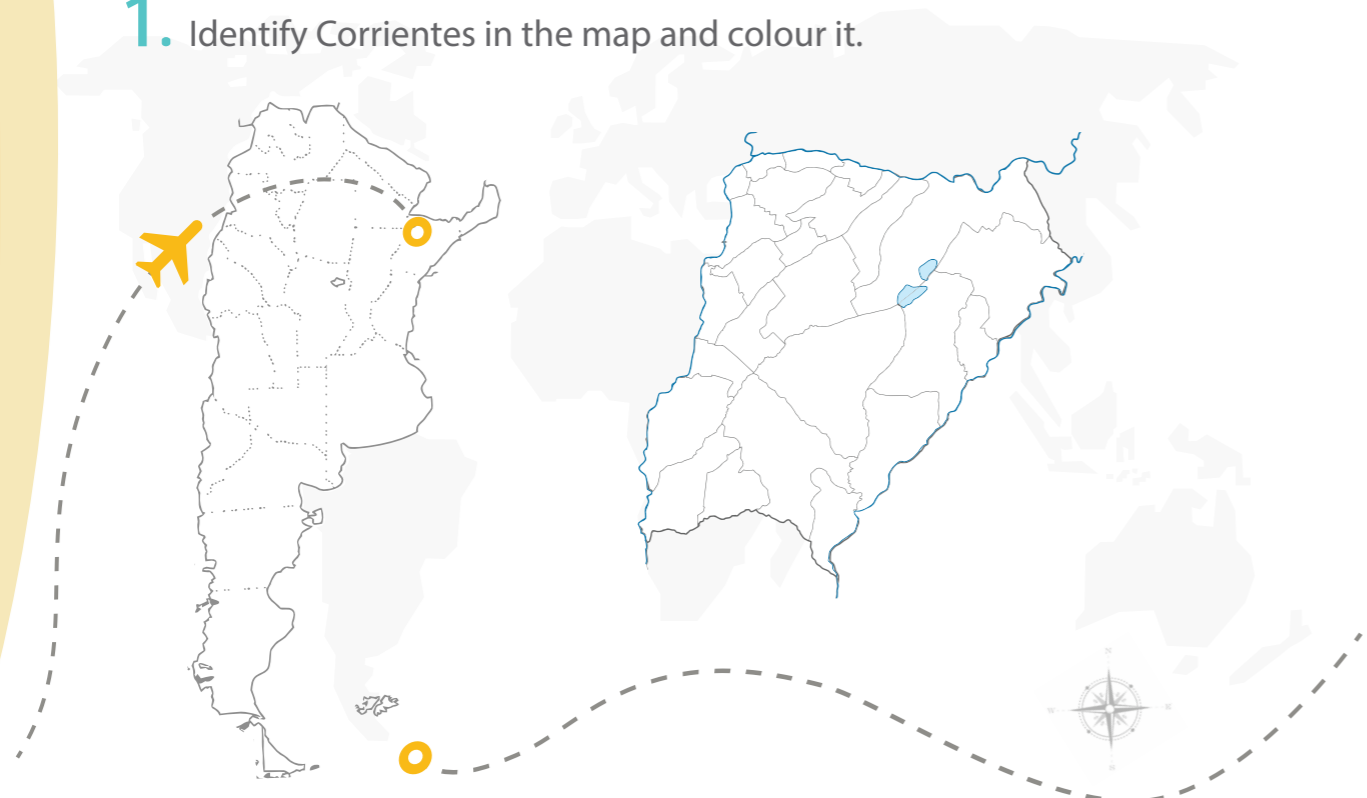
PARK

FINISH



My HomeTown

1. Identify Corrientes in the map and colour it.



2. Read the dialogue.

Mr. Adams, Andy's father, is in Corrientes. He wants to visit different places in the city.

Mr. Adams: Hi Boys!

Andy: Hi dad!

Santi: Hello, Mr. Adams. Welcome to Corrientes city!

Mr. Adams: Hello Santi! I want to visit some places.

Andy: Great. Let's take a bus!

Santi: Look! That is **Mitre Park**.

In Corrientes, there are four big parks.

Andy: And that is a famous **club**.

Mr. Adams: What's that?

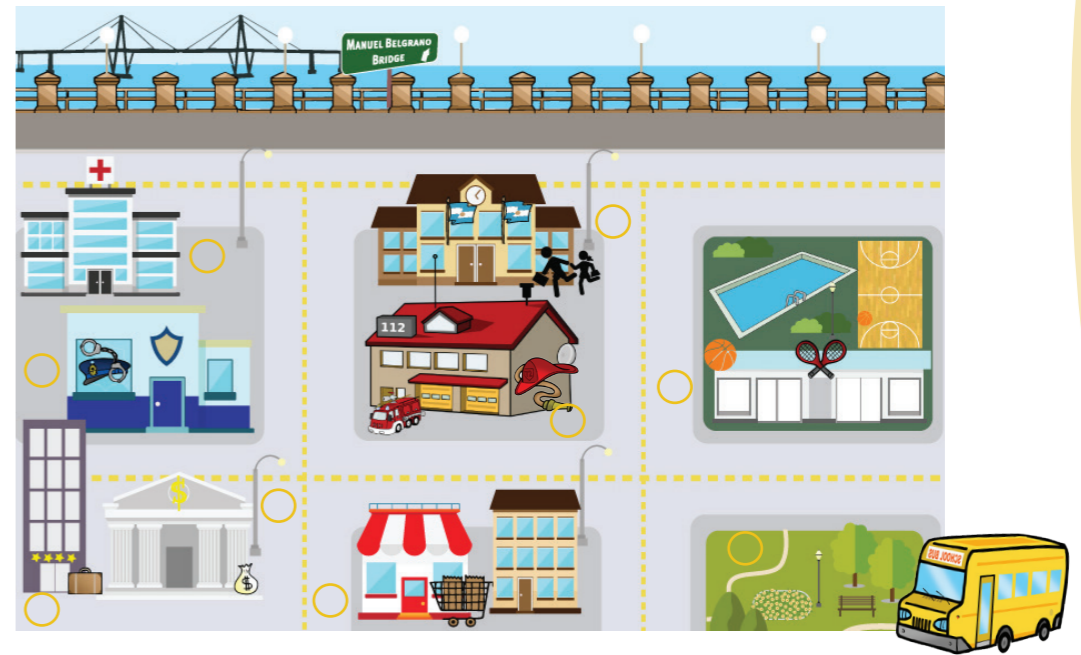
Santi: That is the **riverside** and **Manuel Belgrano Bridge**. You can see a lot of restaurants along the riverside.

Mr. Adams: Wow! Corrientes is a beautiful city!

At the bus stop



3. Read the dialogue and circle the places they visit in the map.



4. Number the pictures with the names of the places.

- 1. HOSPITAL
- 2. PARK
- 3. Club
- 4. POLICE STATION
- 5. FIRE STATION
- 6. FIRE STATION
- 7. School
- 8. Bank
- 9. SUPERMARKET

5. Match the icons to the names.



6. Read the sentences and circle true or false.

In the map ...

- a. There is a museum. TRUE / FALSE
- b. There is a cinema. TRUE / FALSE
- c. There are two parks. TRUE / FALSE
- d. There are restaurants. TRUE / FALSE

7. CROSSWORD.

Is there a shopping mall in Corrientes?

1.	P			
2.		L		
3.		A		
4.	C			
5.		E		
6.	S			



8. Let's sing! "In my city" Listen and complete with the words from the box.



There is a _____ in my city,
 In my city, in my city.
 There is a _____ in my city,
 But there isn't a _____
 There are some _____ in my city,
 In my city, in my city.
 There are some _____ in my city,
 But there aren't any _____.

Zoo
 Park
 Shop
 School

9. Create your song with the words from the box.

There is a _____ in my city,
 In my city, in my city.
 There is a _____ in my city,
 But there isn't a _____
 There are some _____ in my city,
 In my city, in my city.
 There are some _____ in my city,
 But there aren't any _____.



10. Write about your city.

In my city there is a _____
 but there isn't a _____
 In my city there are _____



11. Ask Andy about his city. Complete with **Is there** / **Are there**

- Is there a zoo?
- a bank?
- any parks?
- any cinemas?
- a theatre?

12. Role play.

In pairs, read the information in your card and ask questions.

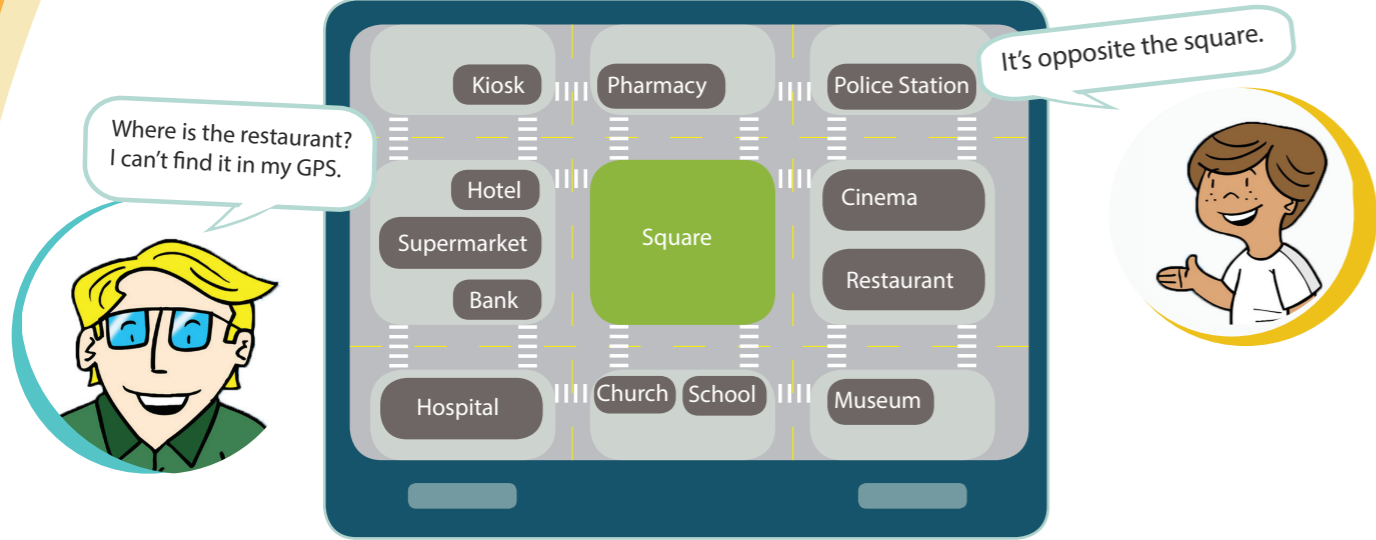
You

- Church
- Supermarket
- Shopping Mall
- Hotel

Your Partner

- School
- Park
- Cinema
- Riverside


Let's Play



13. Look at the map in the G.P.S. and circle YES or NO.

- a. There is a church opposite the square. YES / NO
- b. There is a restaurant between the bank and the church. YES / NO
- c. There are two hospitals next to the square. YES / NO
- d. There is a kiosk opposite the pharmacy. YES / NO
- e. There is a school next to the church. YES / NO
- f. There is a supermarket between the hotel and the bank. YES / NO

14. Listen and place the cards in the correct place.



15. Read Mr. Adams's blog about Corrientes city.




Travel.Blog

CORRIENTES "A BEAUTIFUL CITY TO VISIT" November 23rd

Dear bloggers,
 Now I'm visiting Corrientes. It is a nice city in the northeast of Argentina. In Corrientes, there is a very beautiful riverside. There are some parks, restaurants and shops along the riverside. There is a club where you can play different sports.
 One of the main squares is Cabral Square. It is opposite the Cathedral. The Cathedral is big! There is a school next to it. There are also many places around the square; there are hotels, shops and a pharmacy. There isn't a Zoo near the city but there are many other things to do!

I love this city! Come and visit it.
 Write to me about your favourite city!

16. Draw a map of your favourite city and write a description of it.



Dear Mr. Adams,

.....

.....

Time to relax

1. Look and find 10 differences between the pictures.



Este libro se terminó de imprimir
en el mes de abril de 2016,
en los talleres de Tinta al Tiempo
Piedras 482, 5 ° Q. (1070)
Ciudad Autónoma de Buenos Aires
info@tintatiempo.com.ar



Tinta al tiempo
Ediciones

M.i.C

Made in Corrientes



Tinta al tiempo

ISBN 978-987-8261-05-8

